



US00D537218S

(12) **United States Design Patent** (10) **Patent No.:** **US D537,218 S**
Selby (45) **Date of Patent:** **** Feb. 20, 2007**

(54) **WASHING MACHINE HOSE**

(76) Inventor: **William J. Selby**, 1530 West Dr.,
Stoughton, MA (US) 02072

(**) Term: **14 Years**

(21) Appl. No.: **29/251,755**

(22) Filed: **Jan. 12, 2006**

(51) **LOC (8) Cl.** **15-05**

(52) **U.S. Cl.** **D32/25**

(58) **Field of Classification Search** D32/1,
D32/3, 25, 29.1; 138/109, 110, 120; D23/200,
D23/213, 266, 386-387, 499; D8/20, 61-63,
D8/70

See application file for complete search history.

(56) **References Cited**

U.S. PATENT DOCUMENTS

2,624,366 A * 1/1953 Pugh 138/115
4,865,081 A * 9/1989 Neumann et al. 138/111
5,918,640 A * 7/1999 Orcutt 138/109

6,098,666 A * 8/2000 Wells et al. 138/115

* cited by examiner

Primary Examiner—Louis S. Zarfaz

Assistant Examiner—Kathleen Sims

(74) *Attorney, Agent, or Firm*—Steven N. Fox, Esq.

(57) **CLAIM**

The ornamental design for a “washing machine hose,” as shown and described.

DESCRIPTION

FIGS. 1 and 2 are perspective views of the design according to the present invention;

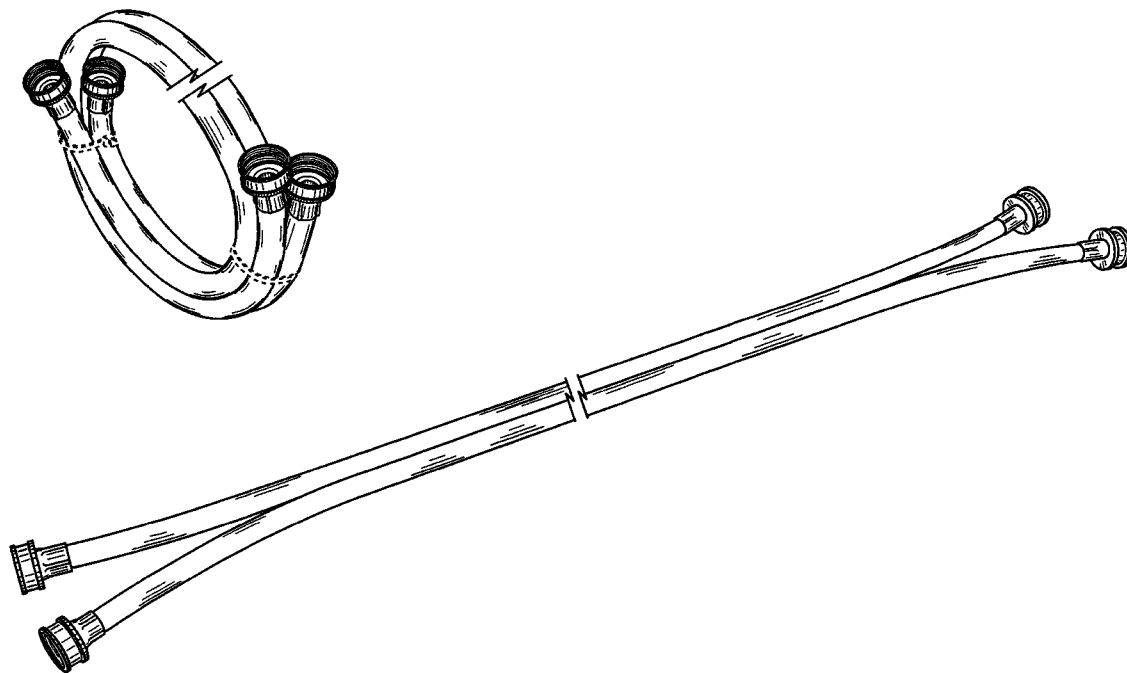
FIG. 3 is a side view of the present invention, the other side view being the same;

FIG. 4 is a top view of the present invention, the bottom view being the same; and,

FIG. 5 is a front view of the present invention, the rear view being the same.

The broken line showing is for illustrative purposes only and forms no part of the claimed design.

1 Claim, 2 Drawing Sheets



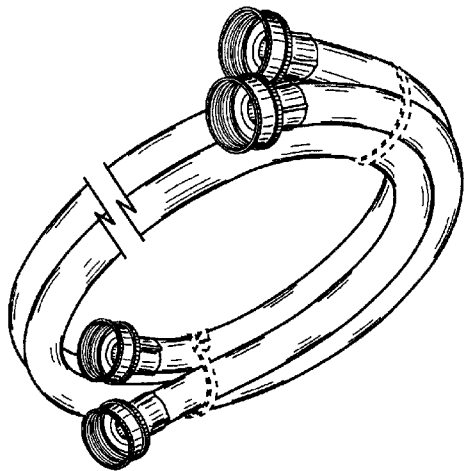


FIG. 1

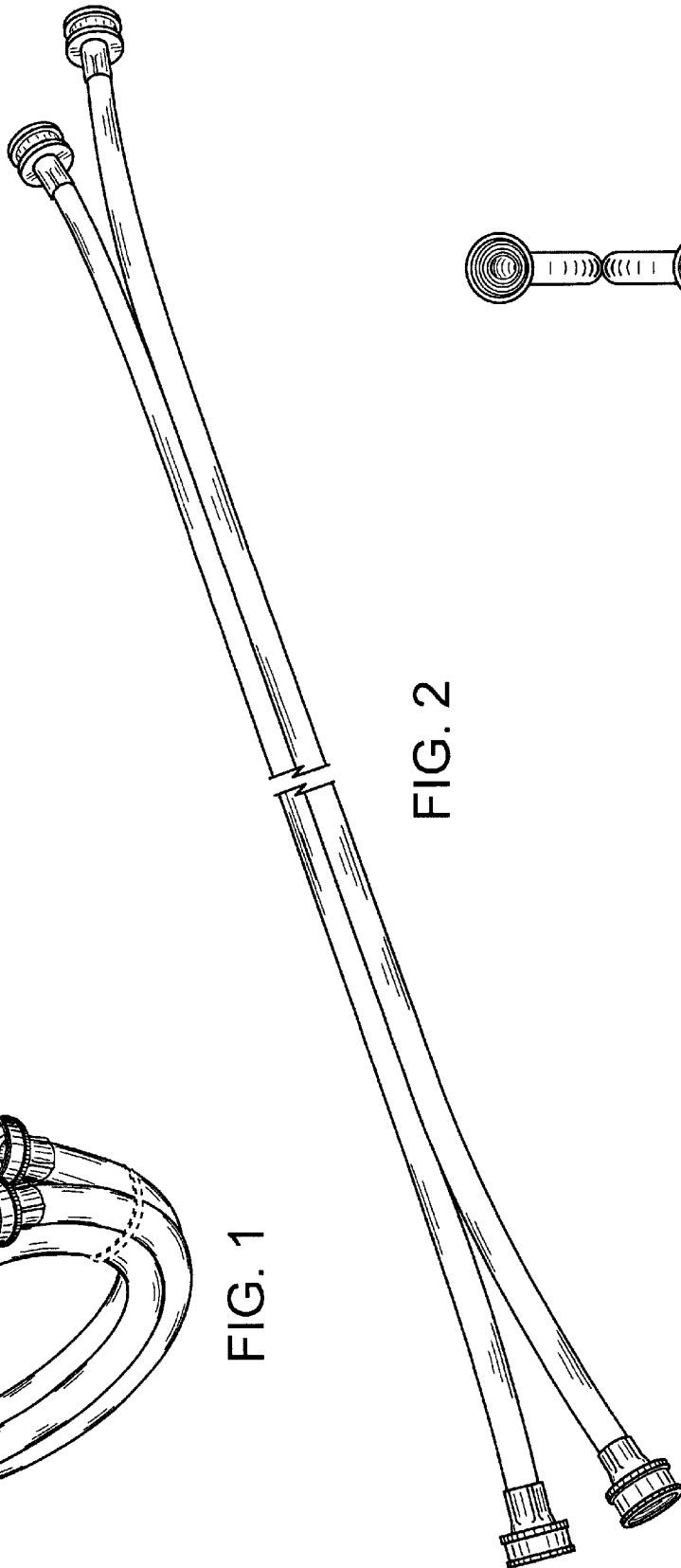


FIG. 2

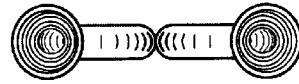


FIG. 3

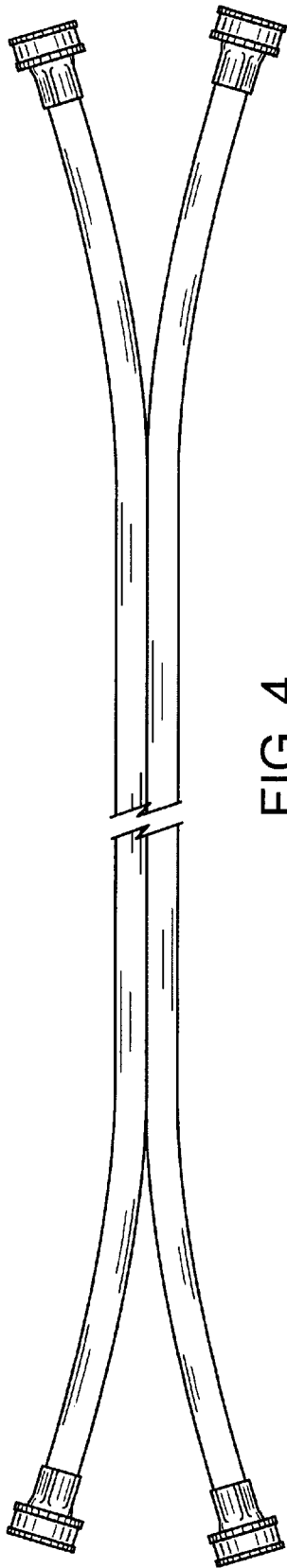


FIG. 4

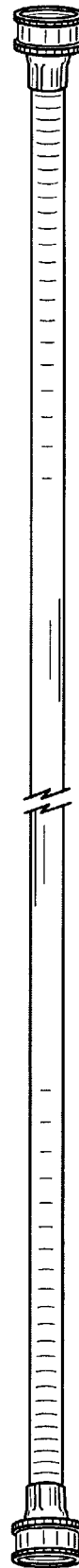


FIG. 5